




Short on space? A beginner edible gardener? Or are you time poor but want to give gardening a go? Then square foot gardening may be the solution. Square foot gardening is a simple method of creating a small raised garden bed (generally 1.2m square, or 4 feet by 4 feet), which gets filled with soil and then divided into one-foot squares. Each square is planted with seeds or seedlings at a density based on the plants size, with 1, 2, 4, 9 or 16 plants per section. These highly organised gardens are minimum maintenance, easy to manage and can be placed on top of paths, grass, concrete – basically, anywhere that gets five or more hours of sun is suitable.



## 1 Plant per Square

- Rosemary
- Sage
- Brussels Sprouts
- Cabbage
- Oregano
- Cauliflower
- Capsicum/Chilli
- Cucumbers (Climbing)
- Eggplant
- Tomatoes
- Dill
- Broccoli

## 2 Plants per Square

- Bok Choy
- Fennel
- Basil
- Kale
- Parsley
- Calendula (Companion Plant)
- Celery
- Potatoes
- Silverbeet
- Rainbow Beet
- Thyme

## 4 Plants per Square



- Bush Beans
- Climbing Beans
- Garlic
- Corn
- Kohlrabi
- Coriander
- Peas
- Leeks
- Head Lettuce
- Strawberries
- Chives

## 9 Plants per Square

- Parsnips
- Spinach
- Turnips
- Rocket
- Onions
- Ornamental/Leaf Lettuce
- Marigolds (Companion Plant)

## 16 Plants per Square

- Radish
- Carrots
- Beetroot
- Spring Onions



So, what are the pros and cons of a square foot garden?

### Pros

- Productive. Intensive planting means big yields from a small space.
- Fits into a small space just about anywhere; just make sure there is five or more hours of sunlight a day.
- Easy to make.
- Brilliant for first time veggie gardeners and people with little space.
- Easy care. Starting small means you have only a small task to do each day. A few minutes here or there for planting, maintaining and harvesting.
- Reduced weeds. Densely packed veggies give weeds less space to invade.
- No walk = no dig. Because you are not walking on your garden the soil remains loose and will not need to be worked or dug over.

### Cons

- Price. The investment of quality soil pays off in the long run, so purchase the best you can afford. Our recommendation is to fill garden beds with 2/3 compost and 1/3 peat moss and incorporate plenty of vermiculite.
- The size can also be a con, as it's not suitable for large or long-term crops. For example, asparagus, pumpkins, zucchinis and rhubarb are not suitable. Start small and grow lettuces, a brassica here and there, some herbs dotted in and root plants such as carrots, radishes and onions.
- Depth of the garden bed should be at least 30cm deep. If you can, make the garden bed 50–60cm deep or even deeper.
- Watering. Smaller or enclosed areas have nowhere to source extra water. With the restrictive size you will need to water regularly. Incorporating a soak hose or drip irrigation is a great idea for the hotter season.
- Regular harvest and weeding is essential. Doing a few minutes every day or two ensures you get the most from your square foot garden.



# Click & Collect

WITH ODERINGS.CO.NZ

**GROWING AND NURTURING YOUR GREEN THUMB HAS NEVER BEEN SO EASY.**

*\*T&Cs Apply. Orders placed before 4pm will be available after 9am the following day for pickup.*



 ODERINGS  
GARDEN CENTRES

[www.oderings.co.nz](http://www.oderings.co.nz)



 ODERINGS  
GARDEN CENTRES

Palmerston North | Havelock North | Christchurch

